

Student Portal Access at Home (or Locations Outside VBCPS Network)

In order to access Student Portal from home or other locations outside the VBCPS network, students, staff and parents will be prompted to log in to the network through www.vbcps.com.


Please note that parents will need to use their child's login credentials to access Student Portal and other division-supported digital resources.

Step 1: Click the Student Portal button found on the school division website's access page www.vbschools.com/students/portal.asp



Step 2: You will be prompted to enter login credentials on www.vbcps.com to access the VBCPS network and Student Portal.

- The **username** for a student is his/her student ID. A staff member's username is his/her division login name.
- Enter your **password**.
- Select the appropriate **user role** from the dropdown menu (student or teacher/staff), and click the VBCPS.com Logon button.



Secure Logon
for vbcps.com

Username

Password


User Role
I am a Student

Change Password

Security
 This is a public or shared computer
 This is a private computer

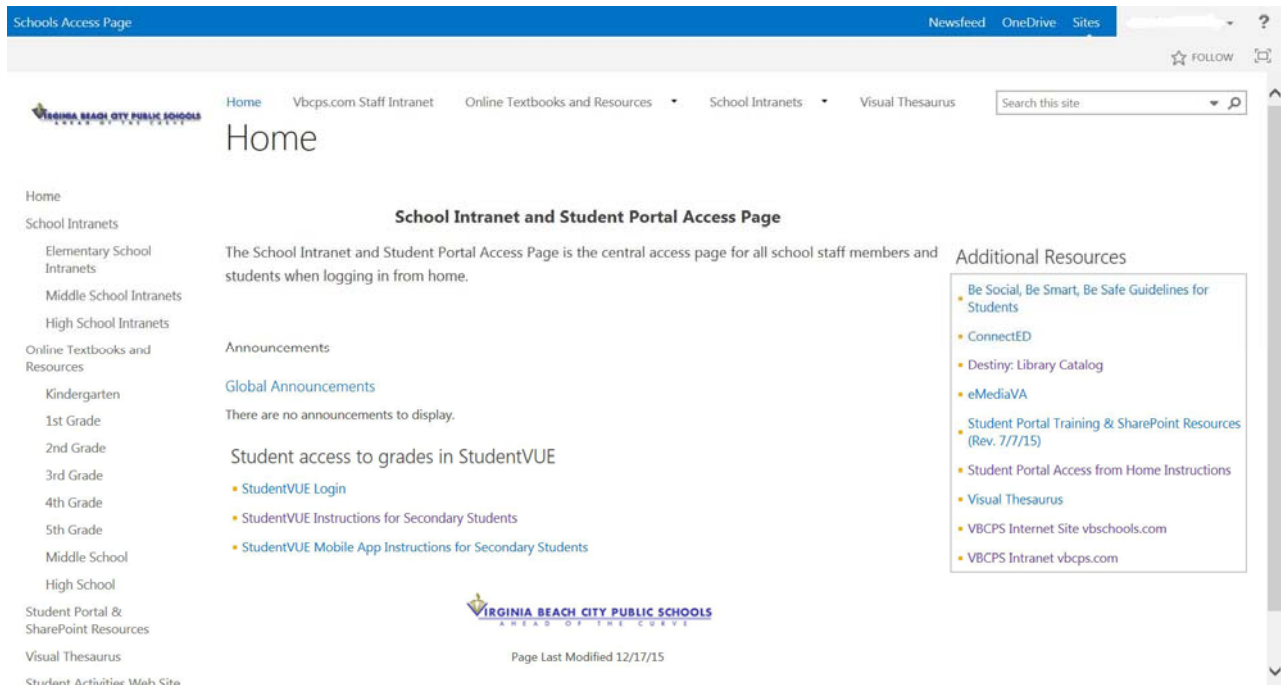
VBCPS.com Logon

Step 3: Once your login credentials have been accepted, you will be prompted to review and accept the school division's Acceptable Use disclaimer. Click "Continue to VBCPS."



The screenshot shows the VBCPS logo at the top left. Below it, a light blue box contains the following text: "You are connecting to the Intranet of the Virginia Beach City Public Schools (VBCPS). VBCPS strictly prohibits unauthorized access to its networks and computers systems, and will prosecute unauthorized users to the full extent of the law. By clicking (Continue to VBCPS), you agree to comply fully with VBCPS Security and Use Policies, Policies enforced: VBCPS 6-62, 6-64. Do not share your password with anyone. The Department of Technology will NEVER ask for your password." Below this text is a link that says "Continue to VBCPS".

Step 4: Once you have accessed the VBCPS network, you will be directed to the following Student Portal Access page.



The screenshot shows the "Schools Access Page" in a web browser. The page title is "Home". The main heading is "School Intranet and Student Portal Access Page". Below this, there is a description: "The School Intranet and Student Portal Access Page is the central access page for all school staff members and students when logging in from home." There are sections for "Announcements" (Global Announcements) and "Student access to grades in StudentVUE" with links for "StudentVUE Login", "StudentVUE Instructions for Secondary Students", and "StudentVUE Mobile App Instructions for Secondary Students". On the right, there is an "Additional Resources" section with links to "Be Social, Be Smart, Be Safe Guidelines for Students", "ConnectED", "Destiny: Library Catalog", "eMediaVA", "Student Portal Training & SharePoint Resources (Rev. 7/7/15)", "Student Portal Access from Home Instructions", "Visual Thesaurus", "VBCPS Internet Site vbschools.com", and "VBCPS Intranet vbcps.com". The page footer includes the VBCPS logo and "Page Last Modified 12/17/15".